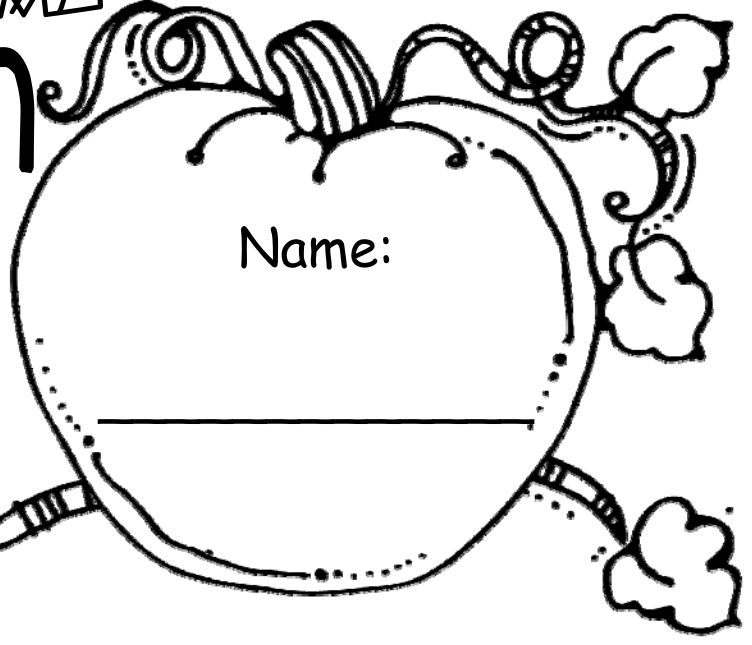


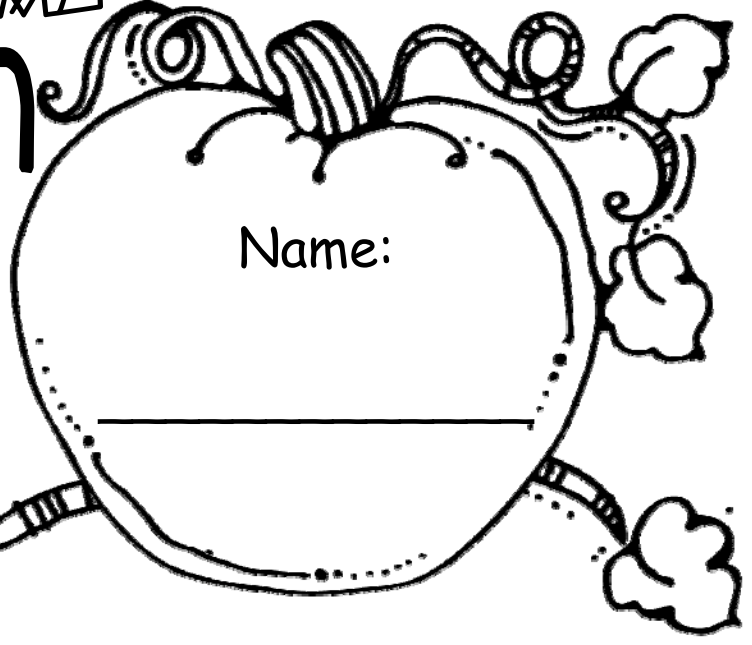

my observation booklet



Name: _____

© Christina Bainbridge <http://www.bainbridgeclass.blogspot.com> graphics © DJ Inkers

my observation booklet



Name: _____

© Christina Bainbridge <http://www.bainbridgeclass.blogspot.com> graphics © DJ Inkers

sink or float


Before you place your pumpkin in the water, make a prediction! Do you think it will sink or float? Write your prediction on the line. Then try it! Draw a picture to show what happened then write the word on the line.

I think my  will...

now draw what happened!



My pumpkin can



sink or float


Before you place your pumpkin in the water, make a prediction! Do you think it will sink or float? Write your prediction on the line. Then try it! Draw a picture to show what happened then write the word on the line.

I think my  will...

now draw what happened!







My pumpkin can




measure it!

Use the tools to find measurements about your pumpkin. Write them in the correct spot in the chart.

 measurements

	height	
	weight	
	number of ribs	
	circumference	








© Christina Bainbridge <http://www.bainbridgeclass.blogspot.com> graphics © DJ Inkers

measure it!

Use the tools to find measurements about your pumpkin. Write them in the correct spot in the chart.

 measurements

	height	
	weight	
	number of ribs	
	circumference	




© Christina Bainbridge <http://www.bainbridgeclass.blogspot.com> graphics © DJ Inkers

describe it!

Draw a picture of your pumpkin. In the box, write as many words as you can to tell about your pumpkin. Remember to use your five senses!

PUMPKIN adjectives

draw it!




© Christina Bainbridge <http://www.bainbridgeclass.blogspot.com> graphics © DJ Inkers

describe it!

Draw a picture of your pumpkin. In the box, write as many words as you can to tell about your pumpkin. Remember to use your five senses!

PUMPKIN adjectives


draw it!



© Christina Bainbridge <http://www.bainbridgeclass.blogspot.com> graphics © DJ Inkers

design it!

Think about your favorite book character. Design the pumpkin below like your favorite character!




My pumpkin character is



© Christina Bainbridge <http://www.bainbridgeclass.blogspot.com> graphics © DJ Inkers

design it!

Think about your favorite book character. Design the pumpkin below like your favorite character!



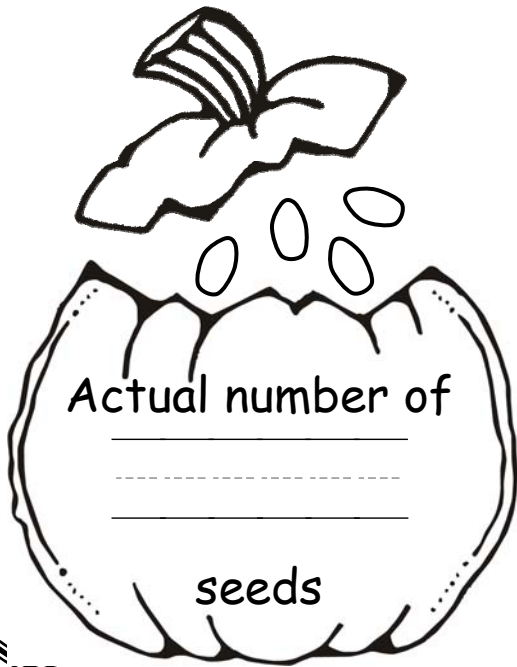
My pumpkin character is



© Christina Bainbridge <http://www.bainbridgeclass.blogspot.com> graphics © DJ Inkers

count 'em!

With an adult's help, cut open your pumpkin and count the seeds.



I think my pumpkin will have


_____ seeds.



© Christina Bainbridge <http://www.bainbridgeclass.blogspot.com> graphics © DJ Inkers

count 'em!

With an adult's help, cut open your pumpkin and count the seeds.



I think my pumpkin will have

_____ seeds.



© Christina Bainbridge <http://www.bainbridgeclass.blogspot.com> graphics © DJ Inkers